

# Sapa External Gallery Door 2074



The 2074 external gallery door is a single-leaf door with a profile depth of 74 mm and insulated with 30 mm wide glass fibre reinforced polyamide strips. The external gallery door has a frame and a threshold adapted for double gaskets along the entire door-leaf perimeter. The door has an infill panel made of a glued sandwich panel which can be equipped with a letter slot, a peephole and a barrel lock.

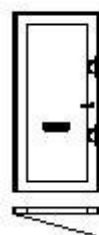
The door is intended as an apartment entry door in houses with external galleries.

- **Anti-burglar protection.** Available in anti-burglar protection class 2 and 3, according to ENV 1627.
- **Sound.** Meets requirements for class R'w 30 dB, according to SS 25267.
- **U value.** 1.4 W/(m<sup>2</sup>K) for dimensions 1085x2085 mm.

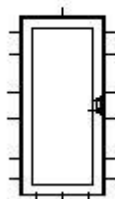
Anti-burglar protection, class 2



Anti-burglar protection, class 3



Fixings, class 2

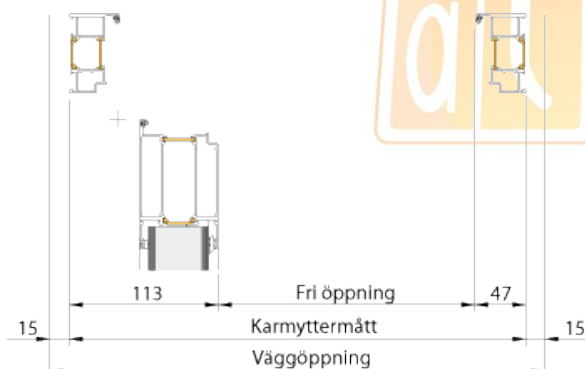


Fixings, class 3



o **Clear dimension**

Doors and entries should be designed with enough space (clear dimension) for person traffic and to facilitate passage in a wheel chair. Applicable standards and requirements should be taken into account.




o **Fittings**

Lap butt hinges are used for the 2074 external gallery doors due to the narrow frame profile. Back edge safety bolts are installed together with the hinges in accordance with the selected anti-burglar protection class.

One approved lock is used in anti-burglar protection class 2 and two approved locks in anti-burglar protection class 3. The locks should be approved according to EN 12209, Grade 5 or SS 3522 class 3.


The maximum allowable dimensions of the letter slot in the infill panel are 340 x 80 mm.



**Aluminium handle**  
Uniform material appearance is obtained by using the same surface treatment as on the door leaf.



**Barrel lock**  
Facilitates service when the tenants are away.



**Peephole**  
Keeps unwanted guests outside.



**Lap butt hinge**  
Provided with the same surface treatment as the uniform appearance.

o **Fixing principles**

External gallery doors must be fixed to a stable and suitable wall structure. The number and location of fixing points depends on the protection class of the door.

For more information please contact „Al Construction“ Manager-Constructor Support!

